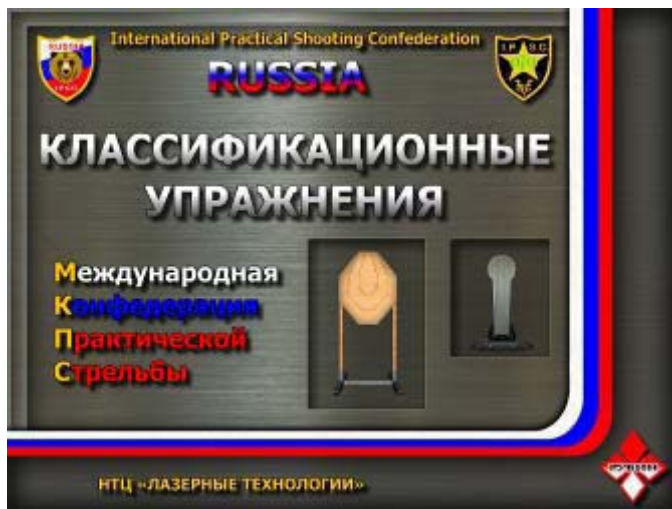





COLLECTION of "IPSC Classification exercises"



COLLECTION of "IPSC Classification exercises"

This program is designed for the interactive shooting gallery "RUBY" and includes twelve IPSC classification exercises /1/ for developing skills in speed pinpoint gun firing. Exercises are conducted without cartridges. For basic techniques of gun shooting, refer to "Life Practice" monograph /2/.

Weapon used during exercises: laser simulator LT-110PM (laser Makarov pistol) or laser emitter LT-310PM attached to issue-type weapon, duty weapon, or sport weapon.



The program enables you to set the following parameters: number of shooters, color of target, number of cartridges in the magazine, background for the targets, sound, and whether to consider or not the time spent on recharging the magazine.

To start an exercise, click the START button. Targets are displayed on the screen and in a few seconds the timer signal sounds. Exercise is completed once all the targets are hit.

1. The International Practical Shooting Confederation – P.O. box 972 Oakville, Ontario, Canada, L6J 9Z9
Tel: (905) 849-6960, fax: (905) 842-4323

All-Russian Sports Nongovernmental Organisation (ASNGO) Russian Practical Shooting Federation (RPSF)

Tel: (3519) 222-888, fax: (3519) 228-101, www.ipsc.ru, vit@mgn.ru

2. Kryutchin V. A. "Life Practice". Perm: OJSC "Publishing Polygraphic Complex" "Zvezda", 265 p, 2006.

Points are given depending on the hit area. In case of zero hit, penalty points are added to the total points. Upon completion of the exercise, the results for each shooter are displayed on the screen:

- Number of shots
- Exercise time
- Hit factor (total number of shots/exercise time)
- On target shots number
- Number of zero hits
- Average time between shots

Detailed results are presented in the “Shooting speed” table. Each shot is described by three parameters:

- Shot time
- Time between shots
- Number of points

SHOOTER 1

score	5
time of performance of exercise, seconds	13.79
hit factor	0.36
number of hits in a target	9
number of misses	4
mean time between shots	1.06

TABLE OF RATE OF FIRE

shot	time shot	time between shots	score	comment
1	8.28	8.28	5	M1
2	8.45	0.17	5	M1
3	9.24	0.79	5	M2
4	9.41	0.17	5	M2
5	10.61	1.2	5	M3
6	10.78	0.17	5	M3
7	11.26	0.48	5	M4
8	11.45	0.19	5	M4
9	11.96	0.51	10	false target
10	12.44	0.48	10	false target

After each shooter completes the exercise, a final table with the results is displayed on the screen (you can print it if necessary). The picture below shows an example of such table generated for ten shooters.

GENERAL RESULTS PRINT

shooter	sum score	time, seconds	hit factor	number of hits in a target	number of misses	mean time between shots
1	45	7.89	5.7	9	0	0.88
2	43	5.38	7.99	9	0	0.6
3	45	7.21	6.24	9	0	0.8
4	43	6.98	6.16	9	0	0.78
5	45	4.84	9.3	9	0	0.54
6	43	3.48	12.36	9	0	0.39
7	45	4.24	10.61	9	0	0.47
8	41	4.31	9.51	9	0	0.48
9	45	5.53	8.14	9	0	0.61
10	45	6.38	7.05	9	0	0.71

Pistol – short classification exercise №1

Procedure:

According to the sound signal, shooter, standing on the platform A, hits targets M1-M4 (two shots per each target); popper P1 must fall down for credit to be given.

Scorekeeping method: Comstock

Targets: 4 classic pasteboard targets, 1 popper

Maximum number of points: 45

Minimum number of shots: 9

Preparatory position: Standing, relaxed, face is turned to the targets at the platform A. Hands hang loose. The pistol is in the holster, in Position 2.

Start: sound signal

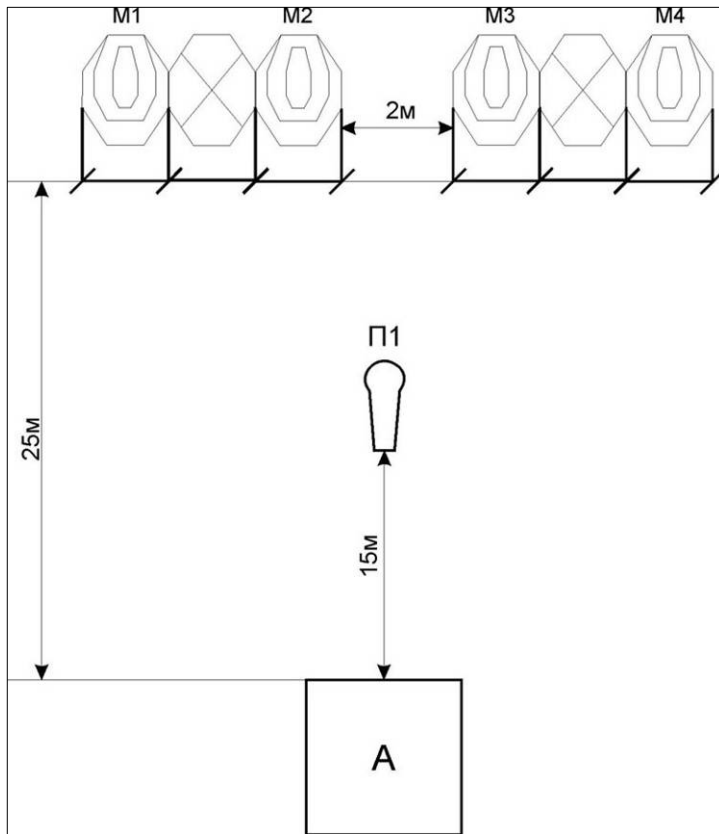
Finish: the last shot

Penalties: according to the regulations in force of ASNGO RPSF


Note:

Platform A size - 1x1m.

Targets location scheme for Exercise №1



Types of targets on the projection screen:



Pistol – short classification exercise №2

Procedure:

According to the sound signal, shooter, standing on the platform A, hits targets M1-M4 (through the port, two shots per each target); Plate T1 must fall down for credit to be given.

Scorekeeping method: Comstock

Targets: 4 classic pasteboard targets, 1 plate

Maximum number of points: 45

Minimum number of shots: 9

Preparatory position: Standing, relaxed, face is turned to the targets at the platform A. Hands hang loose. The loaded pistol is in the holster, the chamber is empty.

Start: sound signal

Finish: the last shot

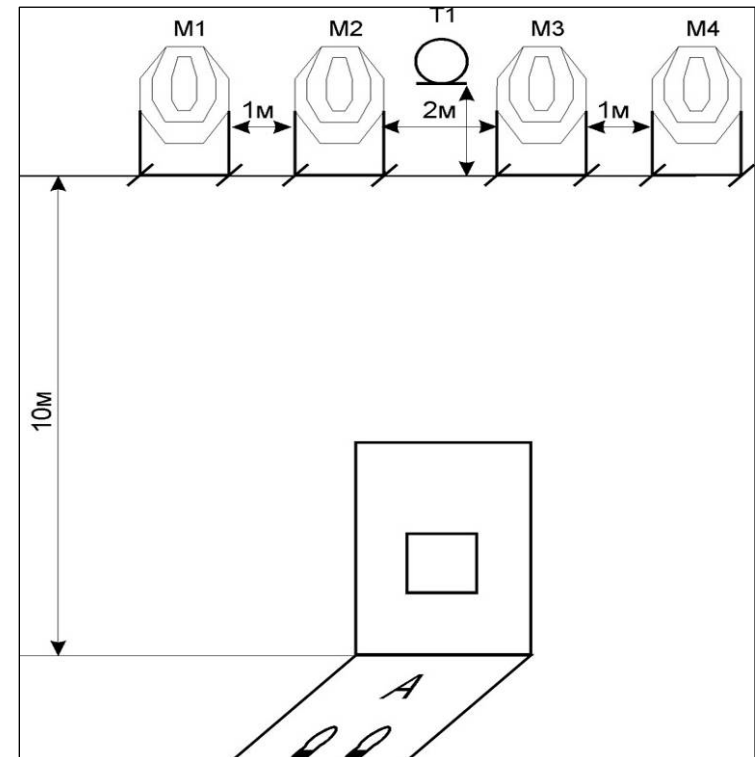
Penalties: according to the regulations in force of ASNGO RPSF

Note:

Port size - 1x2 m, port window size - 30x30 cm, the port is located at the height of 70 cm from the ground to the bottom edge.

Plate diameter – 20 cm.

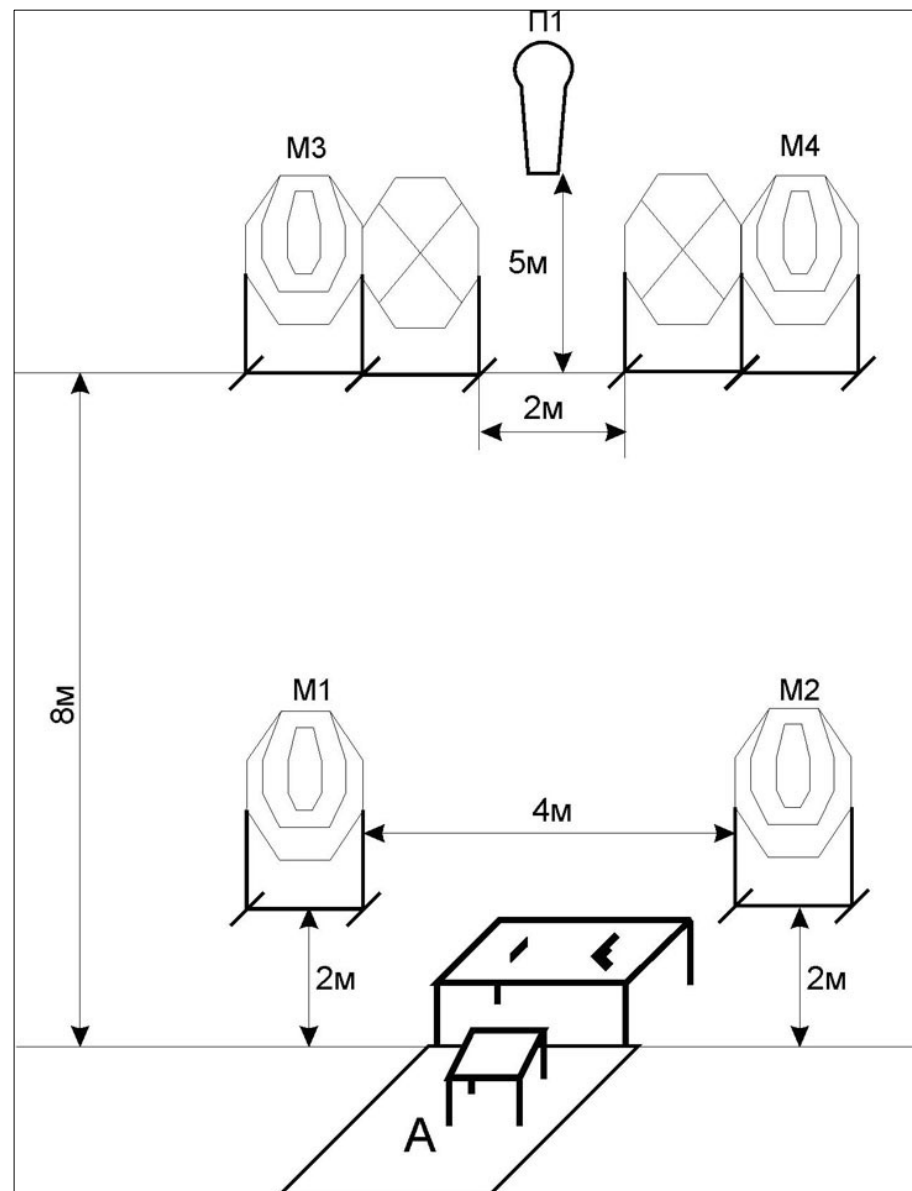
Platform A size - 1x1 m.



Types of targets on the projection screen:



Targets location scheme for Exercise № 3



Pistol – short classification exercise №3

Procedure:

According to the sound signal, shooter, standing on the platform A, hits targets M1-M4 (two shots per each target, in arbitrary order); Popper P1 must fall down for credit to be given.

Scorekeeping method: Comstock

Targets: 4 classic pasteboard targets, 1 popper

Maximum number of points: 45

Minimum number of shots: 9

Preparatory position: the shooter sits on a chair; palms lie on the knees, heels touch the legs of the chair. The gun is not loaded and lies on a table touching the marking line; the barrel is turned to the targets, the magazine lies nearby. The distance between the pistol and the magazine is 30 cm.

Start: sound signal

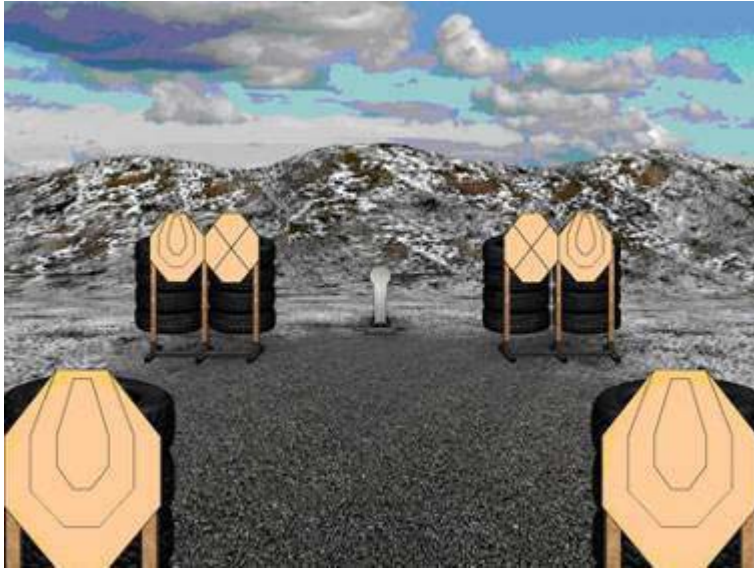
Finish: the last shot

Penalties: according to the regulations in force of ASNGO RPSF

Note:

Platform A size - 1x1 m.

Types of targets on the projection screen:



Pistol – short classification exercise №4

Procedure:

According to the sound signal, shooter hits plates T1-T4 and poppers P1-P5 with his “weak” hand, in arbitrary order; Plates and poppers must fall down for credit to be given.

Scorekeeping method: Comstock

Targets: 4 plates, 5 poppers

Maximum number of points: 45

Minimum number of shots: 9

Preparatory position: Standing, relaxed, face is turned to the targets at the platform A. Hands hang loose. The pistol is loaded and lies on a table.

Start: sound signal

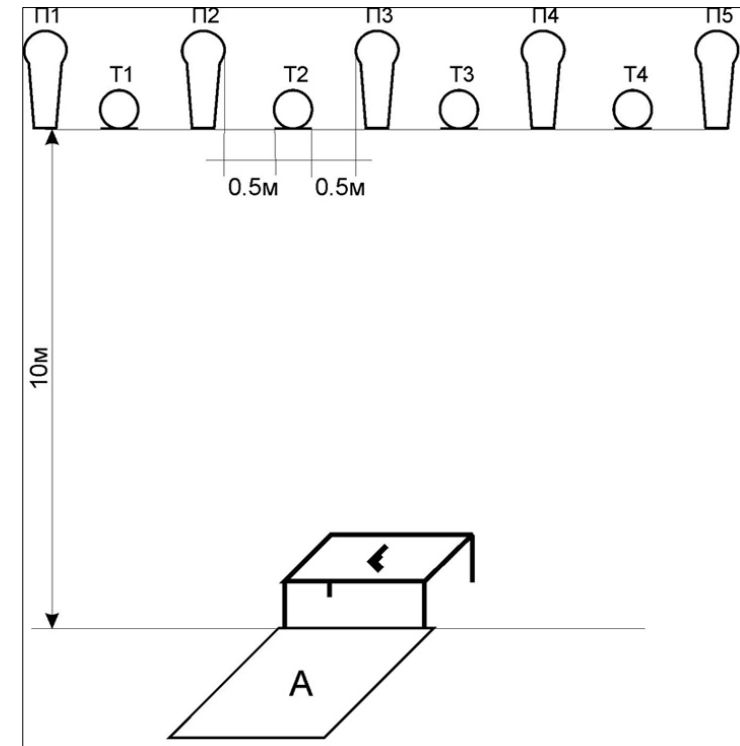
Finish: the last shot

Penalties: according to the regulations in force of ASNGO RPSF


Note:

Platforms A and B size - 1x1 m.

Targets location scheme for Exercise №4



Types of targets on the projection screen:



Pistol – short classification exercise №5

Procedure:

According to the sound signal, shooter, standing on the platform A, hits targets M1-M2 (two shots per each target, in arbitrary order); Popper P1-P5 must fall down for credit to be given.

Scorekeeping method: Comstock

Targets: 2 classic pasteboard targets, 5 poppers

Maximum number of points: 45

Minimum number of shots: 9

Preparatory position: Standing, relaxed, face is turned to the targets at the platform A. Hands hang loose. The pistol is in the holster.

Start: sound signal

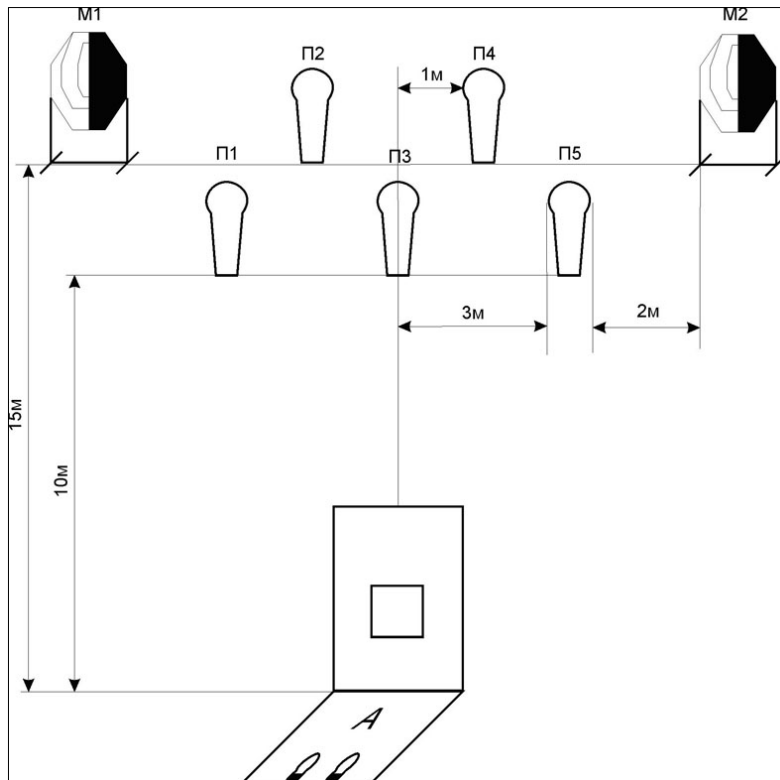
Finish: the last shot

Penalties: according to the regulations in force of ASNGO RPSF

Note:

Port size - 1x2 m, port windows size - 30x30 cm, at the height of 70 cm from the ground to the bottom edge.

Platform A size 1x1 m.



Types of targets on the projection screen:



Pistol – short classification exercise №6

Procedure:

According to the sound signal, shooter, standing on the platform A, hits all the targets with his "strong" hand, in arbitrary order; M1 must be hit with double shot. Poppers P1-P6 and plate T1 must fall down for credit to be given.

Scorekeeping method: Comstock

Targets: 1 classic pasteboard target, 1 plate, 6 poppers

Maximum number of points: 45

Minimum number of shots: 9

Preparatory position: Standing, relaxed, face is turned to the targets at the platform A. Hands hang loose. The loaded pistol is in the holster.

Start: sound signal

Finish: the last shot


Penalties: according to the regulations in force of ASNGO RPSF

Note:

Plate diameter – 20 cm.

Platform A size - 1x1m.

Types of targets on the projection screen:



Pistol – medium classification exercise №8

Procedure:

According to the sound signal, shooter, standing on the platform A, hits targets M1-M4 with single shots. Then he moves to the platform B, with mandatory recharging of the magazine, and hits targets M1-M4 with single shots, standing on one knee (one of the knees must touch the ground). Then the shooter moves to the platform C and hits targets M1-M4 with single shots using his “strong” hand. After that he moves to the platform D and hits targets M1-M4 with single shots using his “weak” hand.

Scorekeeping method: Comstock

Targets: 4 classic pasteboard targets

Maximum number of points: 80

Minimum number of shots: 16

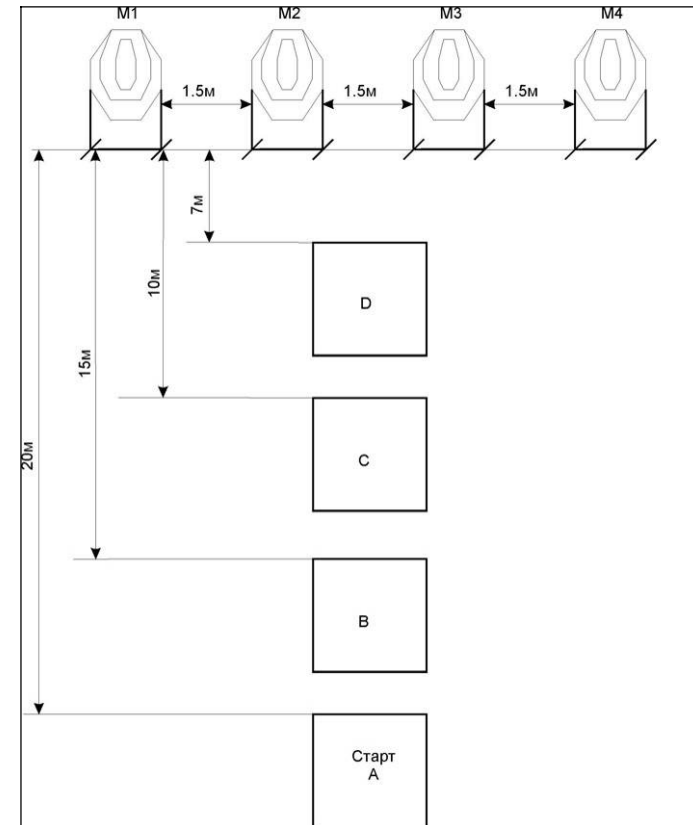
Preparatory position: Standing, relaxed, face is turned to the targets at the platform A. Hands hang loose. The loaded pistol is in the holster.

Start: sound signal

Finish: the last shot

Penalties: according to the regulations in force of ASNGO RPSF

Targets location scheme for Exercise №8



Types of targets on the projection screen:



Pistol – medium classification exercise №9

Procedure:

According to the sound signal, shooter, standing on the platform A, hits targets M1, M2 with double shots. After that he moves to platform B to hit targets M3-M6 with double shots, then he moves to platform C to hit targets M7, M8 with double shots.

Scorekeeping method: Comstock

Targets: 8 classic pasteboard targets

Maximum number of points: 80

Minimum number of shots: 16

Preparatory position: Standing, relaxed, face is turned to the targets at the platform A. Hands hang loose. The loaded pistol is in the holster.

Start: sound signal

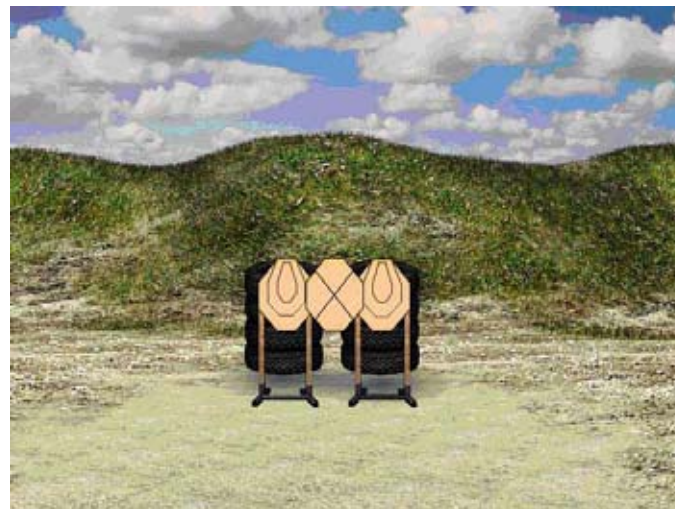
Finish: the last shot

Penalties: according to the regulations in force of ASNGO RPSF

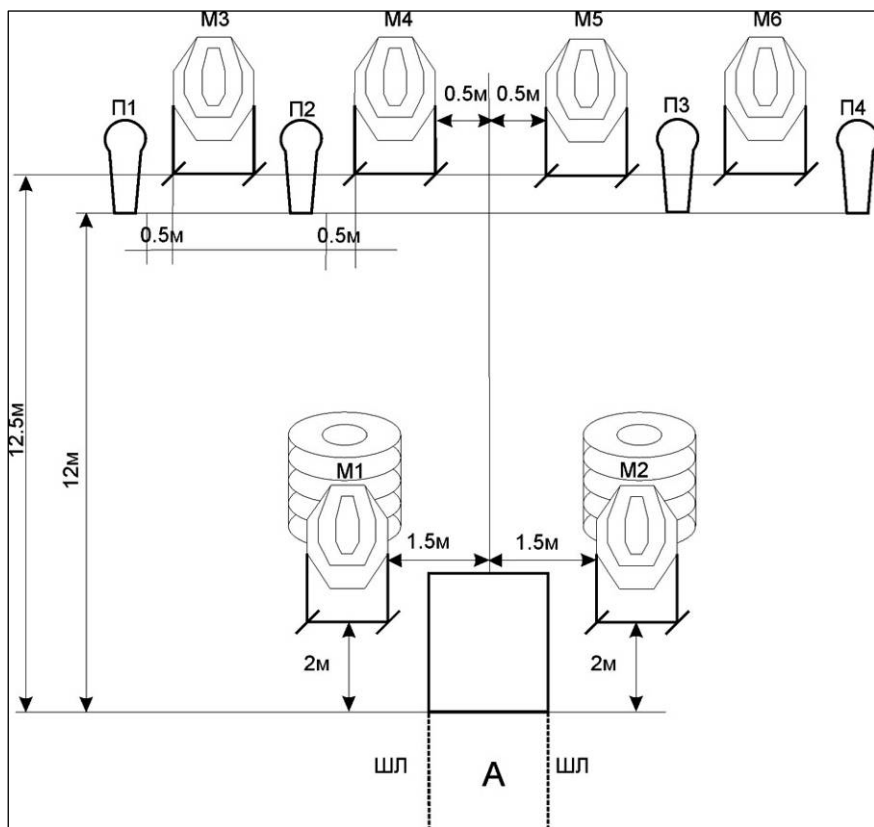

Note:

Platforms A and C size - 1x1 m.

Appearance of M1, M2 targets on the projection screen from A platform:



Appearance of M3- M6 targets on the projection screen from B platform:



Pistol – medium classification exercise №10

Procedure:

According to the sound signal, shooter, standing on the platform A or B, hits targets M1-M4 with double shots. After that he moves to another platform (B or A), with mandatory recharging of the magazine, to hit targets M5-M8 with double shots. Targets are hit in arbitrary order.

Scorekeeping method: Comstock

Targets: 8 classic pasteboard targets

Maximum number of points: 80

Minimum number of shots: 16

Preparatory position: Standing, relaxed, face is turned to the targets at the platform A. Hands hang loose. The loaded pistol is in the holster.

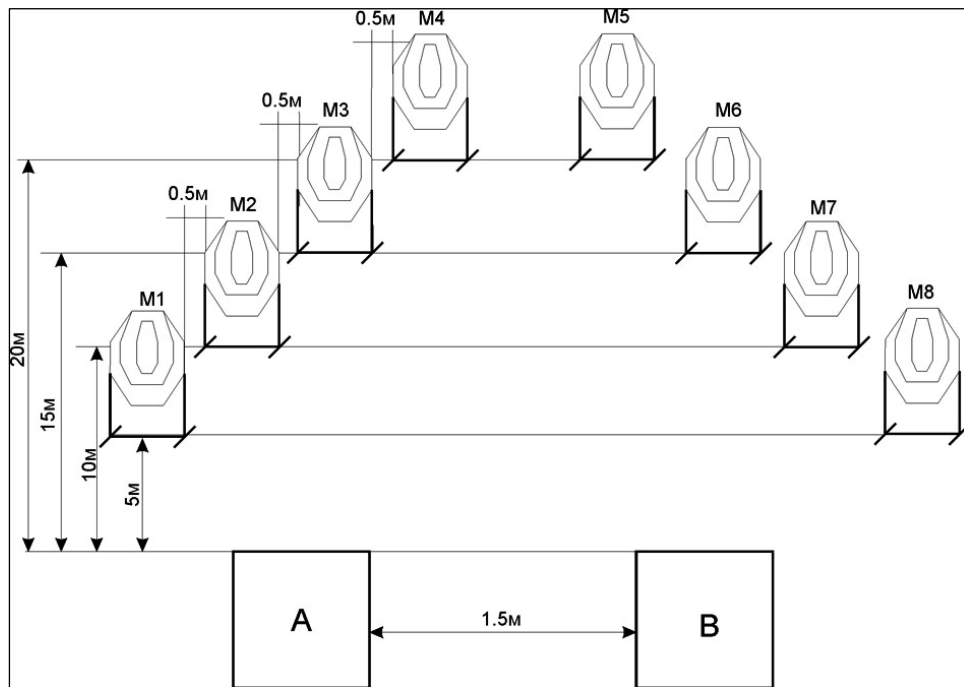
Start: sound signal

Finish: the last shot

Penalties: according to the regulations in force of ASNGO RPSF

Note:

Platforms A and B size - 1x1 m.



Appearance of M1- M4 targets on the projection screen from A platform:



Appearance of M15- M8 targets on the projection screen from B platform:



Pistol – long classification exercise №11

Procedure:

According to the sound signal, shooter, standing on the platform A, hits targets M1-M4 through the port, with double shots. Plate T1 must fall down for credit to be given. After that he moves to platform B to hit targets M5-M10 with double shots. Then he moves to platform C to hit targets M9-M14 with double shots, through the port. Plate T2 and poppers P1, P2 must fall down for credit to be given.

Scorekeeping method: Comstock

Targets: 14 classic pasteboard targets, 2 poppers, 2 plates

Maximum number of points: 160

Minimum number of shots: 32

Preparatory position: Standing, relaxed, face is turned to the targets at the platform A. Hands hang loose. The loaded pistol is in the holster.

Start: sound signal

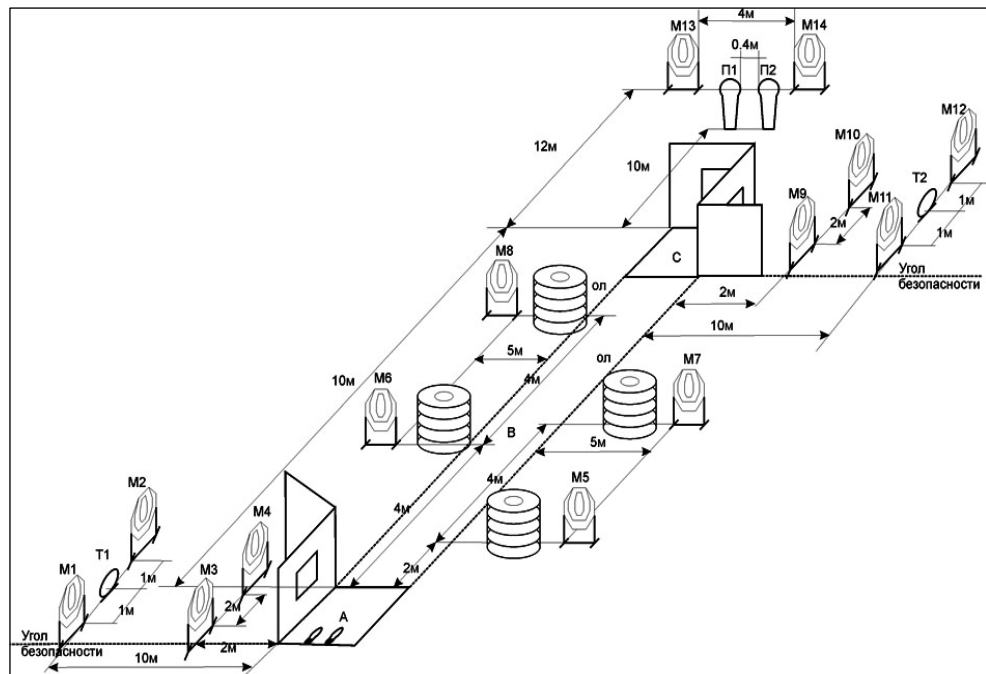
Finish: the last shot

Penalties: according to the regulations in force of ASNGO RPSF


Note:

Port size 1x2m, port window size - 30x30 cm, at the height of 70 cm from the ground to the bottom edge.

Plate diameter – 20 cm.



Appearance of M9- M12 targets on the projection screen from C platform:



Appearance of M13, M14 targets on the projection screen from C platform:



Pistol – long classification exercise №12

Procedure:

According to the sound signal, shooter, standing on the platform A, hits targets M1-M4 with double shots. After that he moves to platform B to hit targets M5-M6 with double shots. Then he moves to platform C to hit targets M7-M10 with double shots. Then he moves to platform D to hit targets M11-M12 with double shots. Then he moves to platform E to hit targets M13-M16 with double shots, through the lower port.

Scorekeeping method: Comstock

Targets: 16 classic pasteboard targets

Maximum number of points: 160

Minimum number of shots: 32

Preparatory position: Standing, relaxed, face is turned to the targets at the platform A. Hands hang loose. The loaded pistol is in the holster.

Start: sound signal

Finish: the last shot

Penalties: according to the regulations in force of ASNGO RPSF

Note:

Port size C 1x2m, port window size - 30x30 cm, at the height of 70 cm from the ground to the bottom edge..

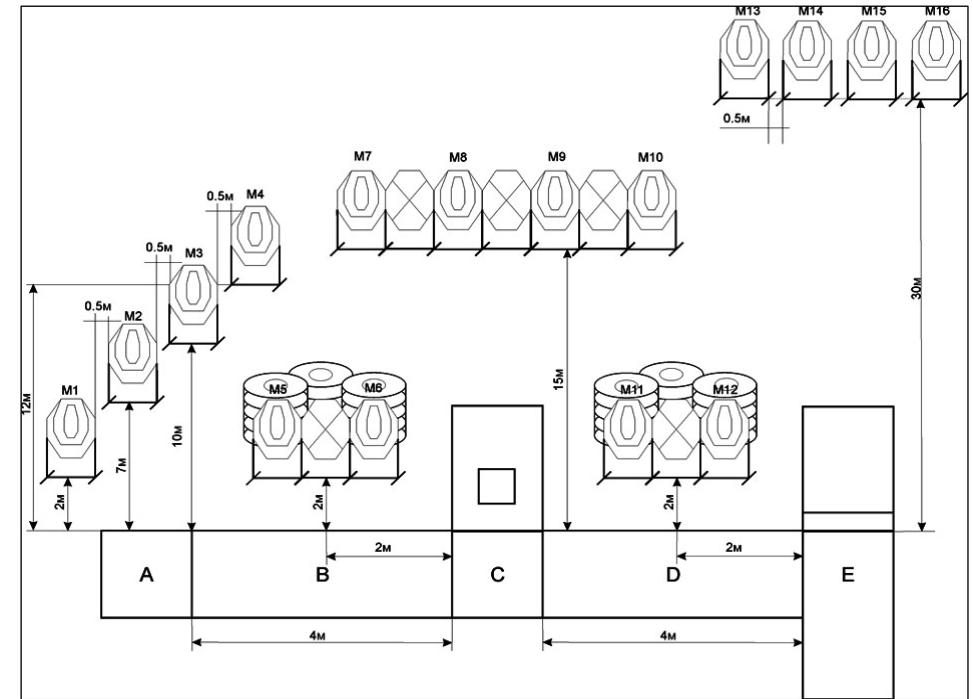
Port size E 1x2m, port window size 100x40 cm.

Platform A size, C 1x1 m, E 1x2 m.

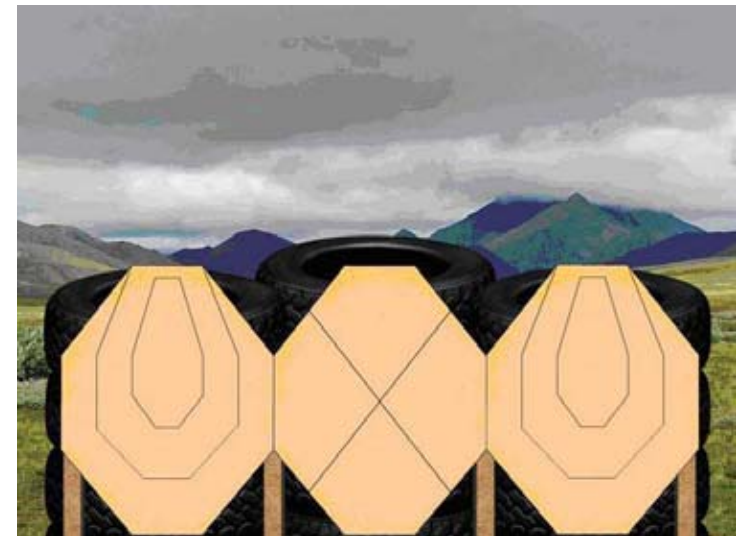
Distance from the ground to the bottom line of targets M5, M6, M11, M12 – 20 cm.

Distance from the ground to the top line of targets M1-M4, M7-M10, M13-M16 – 1.5 m.


Targets location scheme for Exercise №12



Appearance of M5, M6 targets on the projection screen from B platform:



Appearance of M7- M10 targets on the projection screen from C platform:



LLC STC "LASER TECHNOLOGIES"

630049, Novosibirsk, Krasnyi Prospekt, 220/10, p.o.b 137
phone (383) 291-20-43, 291-20-49, fax (383) 210-63-93, 210-63-98

E-mails: info@tir-rubin.ru bill@tir-rubin.ru

Web sites:

<http://www.lasertools.ru/> <http://www.tir-rubin.ru/>

<http://www.tir-shop.ru/> <http://www.tir-laser.ru/>

Security, Defense, and Law Academy of Russian Federation

"New technologies and weapons training" department

Headquarter:

Russia, 630049, Novosibirsk, Krasnyi Prospekt, 220/10

phone (+7-383) 291-20-43 fax (+7-383) 210-63-98

vkorjov@yandex.ru www.lasertools.ru

Nonprofit partnership "Regional union of weapons training instructors"

630049, Novosibirsk, Krasnyi Prospekt, 220/10, p.o.b 137

phone (383) 291-20-43, 291-20-49, fax (383) 210-63-93, 210-63-98

vkorjov@yandex.ru
